

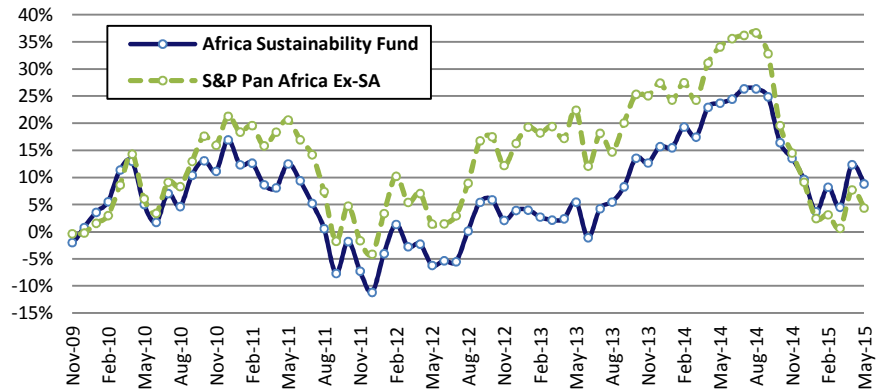
Fund Description

The Africa Sustainability Fund invests in the top-40 sustainable listed companies in Africa (ex-South Africa). The fund aims to provide investors with active equity exposure to African markets within a sustainable investment framework at relatively low cost. Stock selection is informed by detailed in-situ company due diligence with an emphasis on financial quality, robust corporate governance, and environmental and social operating environments.

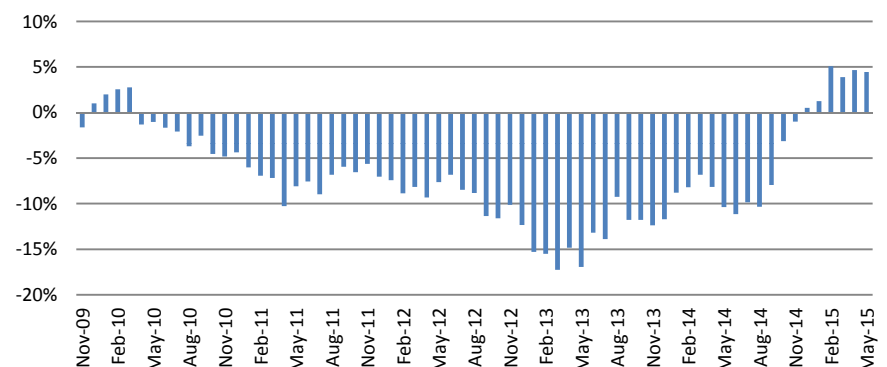
Fund Information

Launch date:	01 November 2009
Fund AUM:	USD 20.4m
Firm AUM:	USD 139.4m
Structure:	Open-ended, Expert Fund
Domicile:	Mauritius
Regulator:	FSC Mauritius
Fund Manager:	Sustainable Capital Ltd
Administrator:	Apex Fund Services (MU)
Global Custodian:	HSBC Bank Ltd (MU)
Auditor:	Ernst & Young
Dealing frequency:	Monthly
Bloomberg:	AFRSUST MP Equity
ISIN:	MU0272S00015
GIIN:	9UUK80.99999.SL.480
Reporting currency:	USD
Base Fee:	1.5%
Performance Fee:	None
Contact:	info@sustainablecapital.mu

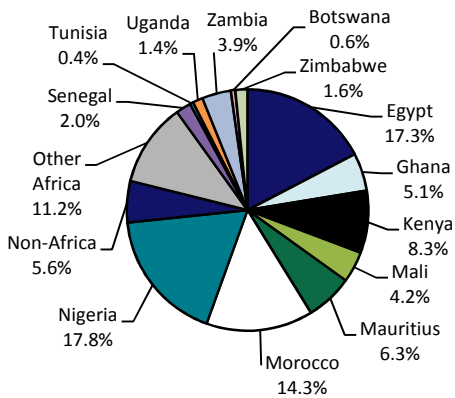
Fund Performance (USD, GIPS*, Since inception)



Cumulative Relative Performance (USD, GIPS*, Since Inception)



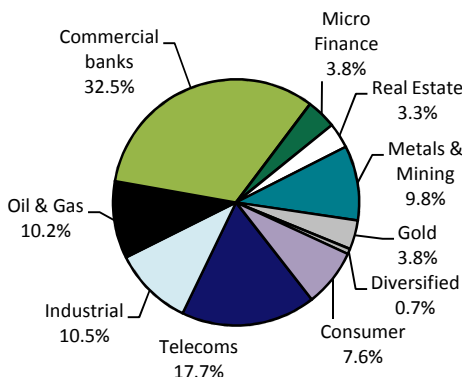
Geographic Spread (% Economic Footprint)



Monthly Performance (% USD, GIPS*)

	Jan	Feb	Mar	Apr	May	Jun	Jul	Aug	Sep	Oct	Nov	Dec	Calendar
2009											-2.0	2.8	0.8
2010	2.8	1.9	5.5	1.4	-7.0	-3.2	5.2	-2.3	5.5	2.4	-1.7	5.2	16.0
2011	-3.9	0.3	-3.5	-0.5	4.1	-2.8	-3.8	-4.4	-8.2	6.4	-5.6	-4.2	-24.0
2012	8.0	5.6	-4.1	0.5	-4.0	0.9	-0.2	6.0	5.3	0.4	-3.6	1.8	17.0
2013	0.1	-1.2	-0.5	0.2	3.0	-6.2	5.4	1.2	2.7	4.9	-0.8	2.7	11.3
2014	-0.2	3.3	-1.6	4.7	0.6	0.6	1.5	0.0	-1.2	-6.8	-2.5	-3.4	-5.2
2015	-5.4	4.4	-3.4	7.5	-3.2								-0.8

Sector Spread



Annualized Performance (% USD, GIPS*)

	-1 yr	-3 yr	-5 yr	Since Inception
Africa Sustainability	-12.0	5.1	0.7	1.5
S&P Pan Africa Ex-SA	-22.1	1.0	-0.3	0.8
Relative Perf.	10.1	4.1	1.0	0.8

Relative Risk and Return (USD, GIPS*, Since Inception)

Portfolio Beta	0.82
Correlation	0.85
Tracking Error	6.2%
Information Ratio	0.12
Relative Downside Std. Deviation	3.7%
Sortino Ratio	0.20
Stock Picking Alpha (% of total alpha)	100%

Fund Manager Comments

There is no portfolio comment for May.

The information contained herein does not constitute an offer to sell or the solicitation of an offer to purchase the Africa Sustainability Fund (the "Fund"). Any such offer or solicitation may only be made by means of delivery of an approved confidential offering memorandum that contains material information not present herein and which supersedes this information in its entirety. Any offer or solicitation pursuant to such memorandum shall only be in those jurisdictions where permitted by law. The shares in the Fund have not been registered under the U.S. Securities Act of 1933, as amended ("the 1933 Act"). Accordingly, the offer and sale of any of the shares of the Fund is not permitted in the United States except pursuant to an exemption from registration under the 1933 Act and other applicable U.S. federal and state securities laws, rules and regulations. Any decision to invest in the Fund or any other strategy managed by Sustainable Capital should be made after reviewing such definitive offering memorandum, conducting such investigations as the investor deems necessary and consulting the investor's own investment, legal, accounting and tax advisors in order to make an independent determination of the suitability and consequences of an investment.

*Sustainable Capital claims compliance with the Global Investment Performance Standards (GIPS) and has prepared and presented this report in compliance with the GIPS standards. Sustainable Capital has not been independently verified.