

NIGERIA FUND

January 2014



IN ASSOCIATION WITH THE  Sanlam GROUP

Fund Overview

The Nigeria Fund is a long-only, 15-stock equity portfolio diversified across sectors. The aim of the fund is to provide long-term investors with active equity exposure to Nigeria-dominant companies within a sustainable investment framework at relatively low cost.

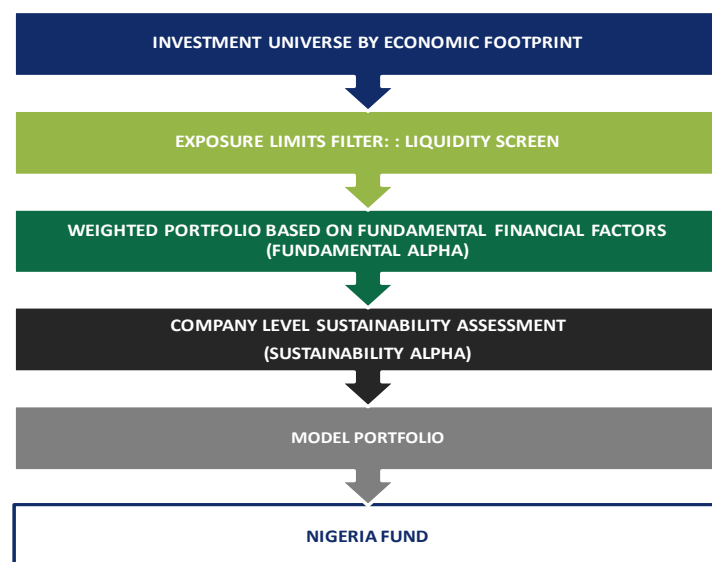
Investment Process

The fund employs a rules-based investment process led by bottom-up research and detailed company due diligence. Stock selection is driven by company-level fundamental financial factors (revenues, operating cash flows, cash dividends and shareholders' equity) and Sustainable Capital's company sustainability assessments. The financial factors introduce a strong value bias into the portfolio construction process. The sustainability ratings act as a quality filter by aggressively up-weighting the highest quality companies (and vice versa).

The fund's objective is to provide superior risk-adjusted returns in Nigeria listed equities over long-term time horizons. The fund is actively managed (benchmark agnostic) with an emphasis on downside risk management. Buy-sell discipline is executed through regular portfolio rebalancing, in keeping with the fund's focus on cost efficiency. Liquidity risk is limited by applying an exposure limits filter.

Fund Manager

Sustainable Capital is an independent, owner-managed, responsible investment asset manager that specialises in the research and management of listed African equity securities, with total assets under management of USD 74.2m



Investment Team

Greg Barker
Co-manager, Nigeria Fund



- CFA, MBA , MPhil (Sustainability), BTech (Eng).
- Over 13 years of industry experience.

Gaëtan Herinckx
Co-manager, Nigeria Fund



- Msc (Financial Risk Mgt), Msc (Business Eng.), IM Program at Stern Business School.
- Over 11 years of industry experience.

Omar Fahmy
Senior Investment Analyst

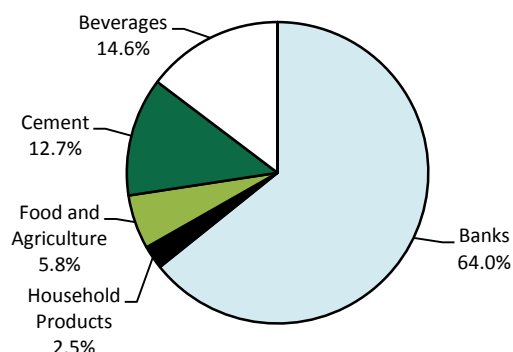


- Msc (International Finance), BA (Mgt Information Systems).
- Over 7 years of industry experience.

Key Facts

Initial investment: USD 100,000
Dealing: Monthly
Management fees: 2.0% annual, no performance fee
Entry/exit fees: None
Fund size: USD 12m
Domicile: Mauritius
Structure: Open-ended, expert fund
Class B: Accumulation
ISIN: MU0360S00018
Bloomberg: SUTCNIG MP Equity

Sector Allocation (% of equity)



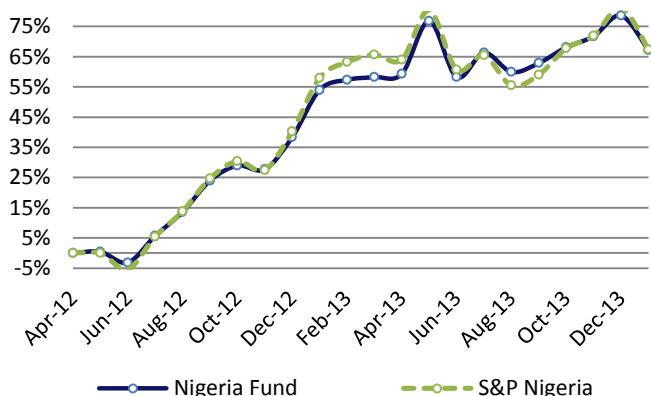
NIGERIA FUND

January 2014



IN ASSOCIATION WITH THE  Sanlam GROUP

Performance* (since inception, 1 May 2012)



African Equity Market - Performance Overview

| | in Local Currency | | in USD | |
|-----------|-------------------|-------|---------|-------|
| | 1 month | YTD | 1 month | YTD |
| Egypt | 9.2% | 9.2% | 8.9% | 8.9% |
| Ghana | 5.1% | 5.1% | 1.9% | 1.9% |
| Kenya | -1.4% | -1.4% | -1.6% | -1.6% |
| Mauritius | -0.2% | -0.2% | -0.5% | -0.5% |
| Morocco | 0.1% | 0.1% | -1.3% | -1.3% |
| Nigeria | -1.8% | -1.8% | -3.2% | -3.2% |
| Tunisia | 2.7% | 2.7% | 5.2% | 5.2% |
| Uganda | -3.2% | -3.2% | -1.1% | -1.1% |
| Zambia | 1.8% | 1.8% | 1.1% | 1.1% |
| Zimbabwe | -6.4% | -6.4% | -6.4% | -6.4% |

| | Nigeria Fund | S&P Nigeria Net Total Return | Alpha |
|--------------------|--------------|------------------------------|-------|
| 1 month | -6.4% | -7.6% | 1.2% |
| Calendar YTD | -6.4% | -7.6% | 1.2% |
| 1 year | 8.5% | 5.9% | 2.6% |
| 2 years | n/a | n/a | n/a |
| Since Inception | 67.1% | 67.4% | -0.3% |
| Since Incep (ann.) | 34.1% | 34.2% | -0.1% |

Risk-Return Statistics** (since inception)

| | Nigeria Fund |
|------------------------|--------------|
| Portfolio beta | 0.87 |
| Correlation | 0.90 |
| Tracking error | 0.0% |
| Information ratio | -0.02 |
| Relative downside dev. | 3.8% |
| Sortino ratio | -0.03 |

Contact Details

Kevin Macdonald

email: kevin@sustainablecapital.mu
Phone: +230 5258 13 69

Rishi Ramkorun

email: rishi@sustainablecapital.mu
Phone: +230 5250 62 21

*Sustainable Capital claims compliance with the **Global Investment Performance Standards (GIPS)** and has prepared and presented this report in compliance with the GIPS standards. Sustainable Capital has not been independently verified.

**The risk measures included in this report are computed based on NAVs calculated daily based on Bloomberg data. The Nigeria Fund has a monthly audited NAV.